



Sea Dome Visual Guide



Ocean Wise

Ocean Wise is a Vancouver-based global **conservation** organization focused on **protecting** and **restoring** the world's **oceans**. Our education programs aim to **inspire** and **empower** individuals to take **action** for ocean conservation.



Ocean Wise Initiatives



Mobile Programs: What Is Offered?

Marine artifacts, hands-on interactive activities and immersive marine footage delivered straight to you!



Ocean Wise Sea Dome



Artifacts

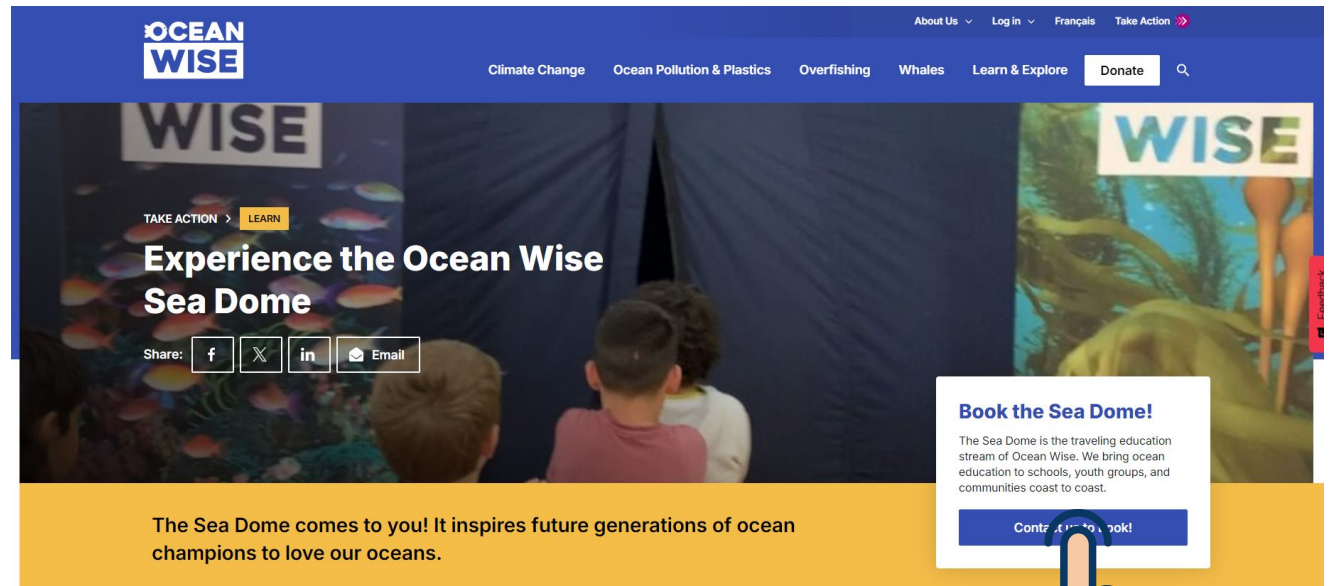
Hands on resources, such as artifacts, for people of all ages to help educate and instill interest in the ocean!



Booking our Programs

1. Head to the [Ocean Wise Education website](https://ocean.wise.org) to learn more about our different education programs.
2. Book the Sea Dome or an artifact table through the website or send us an email at Mobile@ocean.wise.org
3. If we are not in your area, you can book a [Discovery Kit](#) or download our [Education Kits](#) online!

ocean.wise.org/action/seadome/



Program Delivery

The following slides are examples what you can expect during the Sea Dome experience.




Considerations



Wheelchair Access



Stools available



Content warning



Accommodation Options

1. Mobility Needs
2. Language and Communication Needs
3. Sensory Needs
4. Cognitive and Learning Needs
5. Social and Emotional Needs
6. Health Needs



Based on group needs



Preparing to Enter the Dome

The schedule for Sea Dome show times will be written down as well as announced at your event.

A group is ready to enter the dome when they have made a line at the scheduled time. The staff will announce the guidelines and what to expect for the dome before inviting you inside.



3 Main Guidelines For The Sea Dome



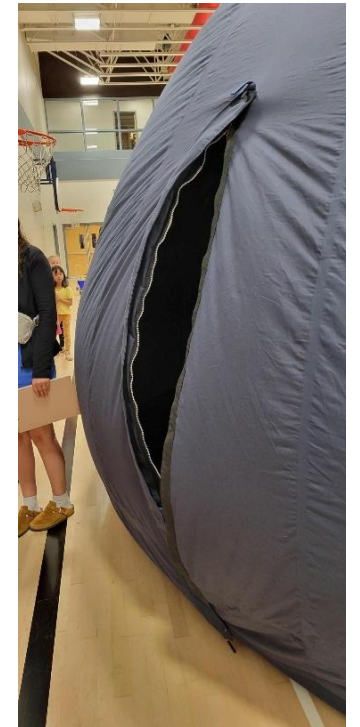
- 1 Please avoid talking.
- 2 Please do not grab the sides of the dome when you enter.
- 3 Please sit on the floor not touching the dome sides or walls.




Entering the Dome



- 1 Single file! Use zippered entrance and take a big step to get inside.
- 2 Move away from the door and take a seat on the floor
- 3 Once everyone is inside, staff will close the zipper and be by the projector.
- 4 If you feel uncomfortable or want to leave at any point, please let staff know!



Inside the Dome



Your underwater adventure!

Once everyone is seated and comfortable, the dome will re-inflate and the educator will turn down the fan and begin the program.



An educator will always be in the dome with you.



During the virtual underwater adventure, they will be describing what you are seeing inside the dome. **There is no physical water in the dome.**



10-15 minutes of photos and videos projected in 360 degrees.



You may take pictures with the FLASH off.



Exiting the Dome



Please wait for the Educator's instructions before exiting the Sea Dome.

An Educator will turn the fan up, unzip the door, and everyone will be instructed to exit in a single-file line.





Warning:

The dome is dark inside. Similar to a movie theatre, the projections on the screen are the only light during the show.

If you feel uncomfortable or wish to leave at any point during the program, please quietly alert a staff member and they will let you out safely.

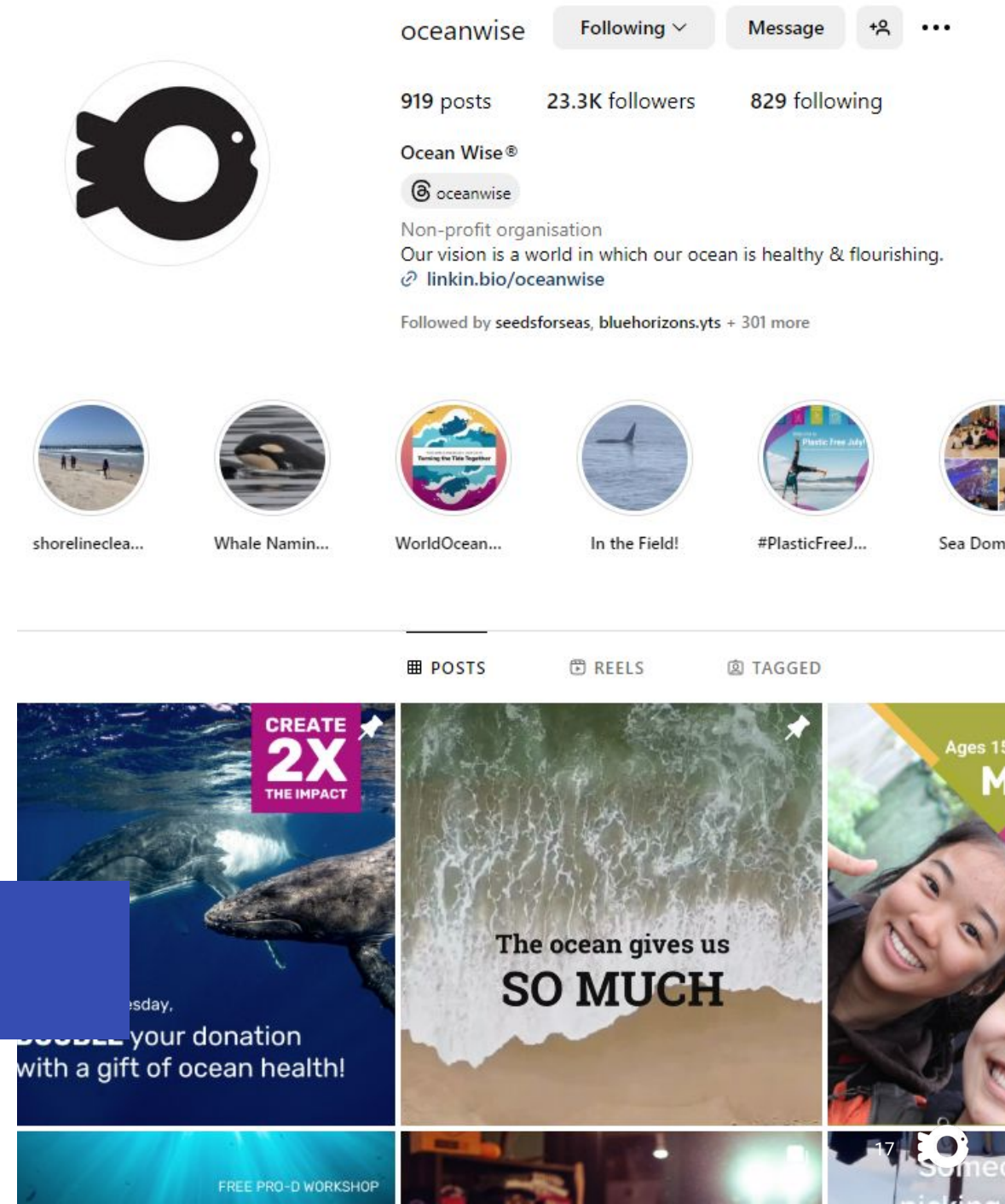


End of Program

We had such a good time with you!

Make sure to check out our other programs on our website and follow us on our social media!

@oceanwise



How to Find Us!

Look for our educators and signage.

